

PRODUCT DATASHEET

HB P 200W 840 110DEG IP66 PS

HIGH BAY GEN 5 | High-bay luminaires up to 181 lm/W and attractive UGR



Areas of application

- Replacement for high bay luminaires with mercury vapor or metal halide lamps
- Warehouses, logistic halls
- Industry
- High ceiling (e.g. in shopping malls, airports, commercial buildings, lobbies)

Product benefits

- Highly versatile due to selectable power steps (Multi Lumen) on the housing
- Improved UGR compared to previous generations, down to $UGR \leq 19$ (<150W, 70°) in combination with reflector
- High luminous efficacy
- Energy savings of up to 70 % compared to conventional high bay luminaires
- Optimized weight and size due to compact design

Product features

- Multi Lumen function: power steps selectable
- Different luminous flux and beam angle for mounting heights of ~ 6 m to 18 m in 4000 K or 6500 K
- 0-10 V dimmable
- Lifetime (L80/B10): up to 100,000 h (at 35 °C)



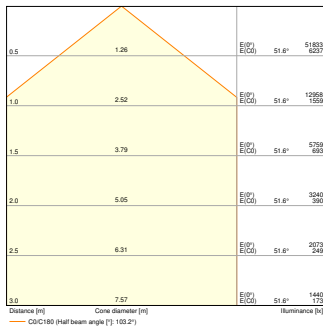
TECHNICAL DATA

Electrical data

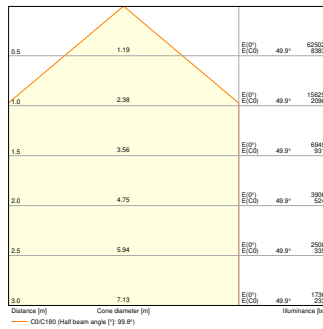
Nominal wattage	200 W / 173 W
Nominal voltage	220...240 V
Mains frequency	50...60 Hz
Nominal current	880...770 mA
Inrush current	16.7 A
Inrush current time T_{h50}	302 μ s
Max. number of luminaires per miniature circuit breaker B16	9
Max. number of luminaires per miniature circuit breaker C10	8
Max. number of luminaires per miniature circuit breaker C16	12
Power factor λ	> 0.95
Total harmonic distortion	< 15 %
Protection class	I
Operating mode	Integrated LED driver
Dimming interface	0-10V

Photometrical data

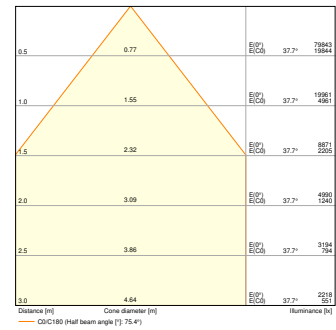
Luminous flux	36200 lm / 31313 lm
Luminous efficacy	181 lm/W
Color temperature	4000 K
Light color (designation)	Cool White
Color rendering index Ra	≥ 80
Standard deviation of color matching	≤ 4 sdc _m
Low flicker	Yes
Flickering metric (Pst LM)	<1
Stroboscope effect metric (SVM)	<0,4
Photobiological safety group acc. to EN62778	RG1
Beam angle	110 °



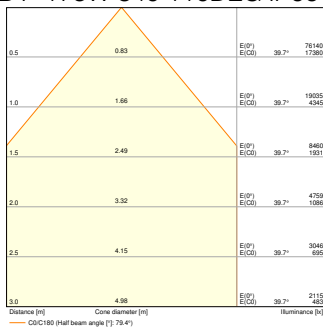
HB P 173W 840 110DEG IP66 PS



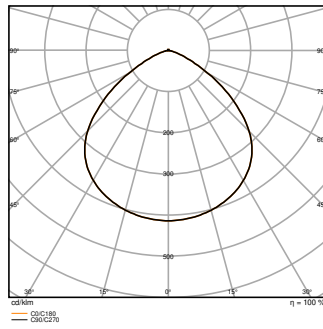
HB P 200W 840 110DEG IP66 PS



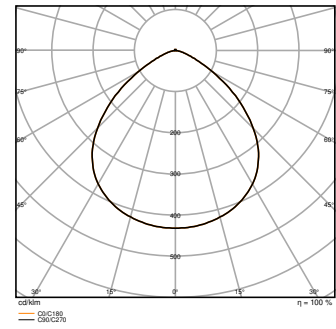
HB P 200W 840 110DEG IP66 PS - REFRACTOR



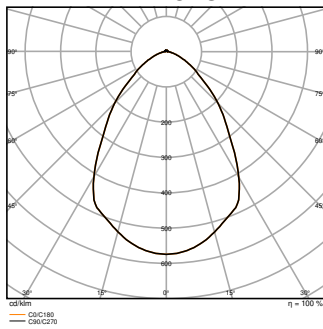
HB P 200W 840 110DEG IP66 PS - REFRACTOR



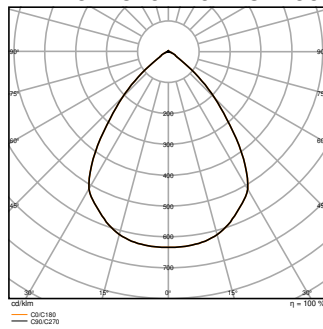
HB P 173W 840 110DEG IP66 PS



HB P 200W 840 110DEG IP66 PS



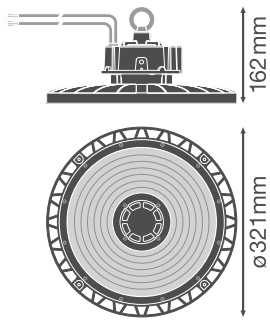
HB P 200W 840 110DEG IP66 PS - REFRACTOR



HB P 200W 840 110DEG IP66 PS - REFRACTOR

Dimensions & Weight

Diameter	321.00 mm
Height	162.00 mm
Product weight	3300.00 g
Cable length	1500 mm



HB P

Materials & Colors

Product color	Black
Housing color	Black
Body material	Aluminum
Cover material	Polycarbonate (PC)
Glow Wire Test according to IEC 60695-2-12	850 °C
Mercury content	0.0 mg

Application & Mounting

Ambient temperature range	-30...+50 °C
Temperature range at storage	-40...+80 °C
Type of connection	Cable, 3-pole
Type of protection	IP66
Protection class IK (shock resistance)	IK10
Dimmable	Yes
Mounting type	Surface/Suspended
Mounting location	Ceiling / Wall
Application environment	Indoor
LED module replaceable	Not replaceable
With light source	Yes

Lifespan

Lifespan L70/B50 at 25 °C	120000 h ¹⁾
Lifespan L80/B10 at 25 °C	100000 h ¹⁾

Lifespan L90/B10 at 25 °C	49000 h
Number of switching cycles	200000

1) t[h]: L70 / B50 @ 25 °C (Ta), t[h]: L80 / B10 @ 25 °C (Ta), t[h]: L90 / B10 @ 25 °C (Ta)

Control gear

Output current	825 mA
ECG - Output ripple current	< 5 %

Certificates & Standards

Standards	CE / UKCA / EAC / CB / ENEC / TÜV SÜD
Luminaire with limited surface temperature, "D sign"	Yes
Ball shot safe	No







Additional product data






















Product remark	Available from September 2024
Added function	MULTI SELECT

EQUIPMENT / ACCESSORIES

- Mounting hook included
- Mounting brackets, reflectors and refractors available as separate accessory

DOWNLOAD DATA

	Documents and certificates	Document name
	User Instruction	HB ACC UI
	Legal information	HB P
	Legal information	HB DA P
	Legal information	Informationstext 18 Abs 4 ElektroG
	Declarations of conformity	HIGHBAY P
	Declarations Of Conformity UKCA	HIGHBAY P

Documents and certificates		Document name
	Certificates	ENEC HIGHBAY P ON_OFF
Photometric and lighting design files		Document name
	IES file (IES)	HB P 173W 840 110DEG IP66 PS
	IES file (IES)	HB P 200W 840 110DEG IP66 PS
	IES file (IES)	HB P 200W 840 110DEG IP66 PS - REFLECTOR
	IES file (IES)	HB P 200W 840 110DEG IP66 PS - REFRACTOR
	LDT file (Eulumdat)	HB P 173W 840 110DEG IP66 PS
	LDT file (Eulumdat)	HB P 200W 840 110DEG IP66 PS
	LDT file (Eulumdat)	HB P 200W 840 110DEG IP66 PS - REFRACTOR
	LDT file (Eulumdat)	HB P 200W 840 110DEG IP66 PS - REFLECTOR
	ROLF file (RELUX)	HB P 200W 840 110DEG
	UGR file (UGR table)	HB P 173W 840 110DEG IP66 PS
	UGR file (UGR table)	HB P 200W 840 110DEG IP66 PS
	UGR file (UGR table)	HB P 200W 840 110DEG IP66 PS - REFRACTOR
	UGR file (UGR table)	HB P 200W 840 110DEG IP66 PS - REFLECTOR
	LDC typ cone	HB P 173W 840 110DEG IP66 PS
	LDC typ cone	HB P 200W 840 110DEG IP66 PS
	LDC typ cone	HB P 200W 840 110DEG IP66 PS - REFRACTOR
	LDC typ cone	HB P 200W 840 110DEG IP66 PS - REFLECTOR
	LDC typ polar	HB P 173W 840 110DEG IP66 PS
	LDC typ polar	HB P 200W 840 110DEG IP66 PS
	LDC typ polar	HB P 200W 840 110DEG IP66 PS - REFRACTOR

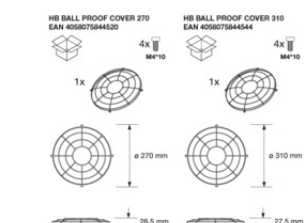
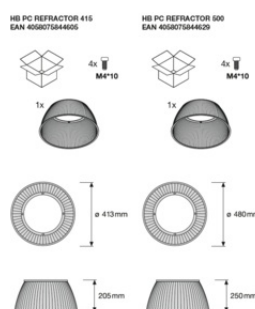
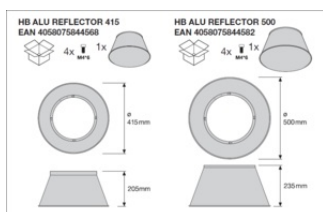
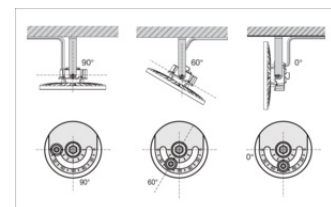
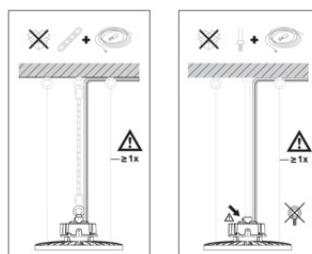
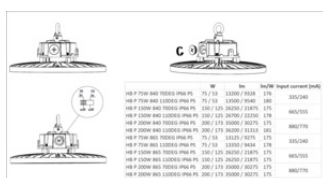
Photometric and lighting design files		Document name
	LDC typ polar	HB P 200W 840 110DEG IP66 PS - REFLECTOR
CAD/BIM files		Document name
	BIM_Revit_3D	High Bay G5
	CAD_STEP_3D	HB G5 200
Tender texts		Document name
	Tender documents	HIGH BAY GEN 5 200W 840 110DEG IP66 PS-EN

LOGISTICAL DATA

Product code	Packaging unit (Pieces/Unit)	Dimensions (length x width x height)	Gross weight	Volume
4058075844339	Shipping box 1	368 mm x 368 mm x 171 mm	3953.00 g	23.16 dm ³

The mentioned product code describes the smallest quantity unit which can be ordered. One shipping unit can contain one or more single products. When placing an order, for the quantity please enter single or multiples of a shipping unit.

ADDITIONAL CATALOG INFORMATION



References / Links

– For Guarantee see www.ledvance.com/guarantee

DISCLAIMER

Subject to change without notice. Errors and omission excepted. Always make sure to use the most recent release.