



MASTERColour CDM MW Eco

MASTERColour CDM-T MW eco 360W/842 E40

Ceramic metal halide lamps with clear tubular or coated ellipsoid outer bulb, tailor-made to replace and outperform quartz metal halide lamps on existing gear.

Warnings and Safety

- For use with control gear designed for high pressure mercury or high-pressure sodium lamps with external ignitor
- A lamp breaking is extremely unlikely to have an impact on your health. If a lamp breaks, ventilate the room for 30 minutes and remove the parts, preferably with gloves. Put them in a sealed plastic bag and take it to your local waste facilities for recycling. Do not use a vacuum cleaner.
- Warm restart time can be up to 15 minutes; T15 ignitors therefore advised.

Product data

General Information	
Cap-Base	E40 [E40]
Operating Position	P45 [Parallel +/-45D or Horizontal(HOR)]
Flux measurement reference	Sphere
Light Technical	
Color Code	842 [CCT of 4200K]
Luminous Flux	35,400 lumen
Color Designation	Cool White (CW)
Chromaticity Coordinate X (Nom)	0.371
Chromaticity Coordinate Y (Nom)	0.366
Correlated Color Temperature (Nom)	4200 K
Luminous Efficacy (rated) (Nom)	98.06 lm/W
Color rendering index (CRI)	88

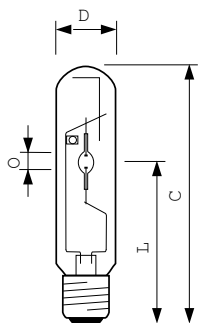
Operating and Electrical	
Power Consumption	361.0 W
Voltage (Nom)	123 V
Voltage (Nom)	123 V
Controls and Dimming	
Dimmable	No
Mechanical and Housing	
Bulb Finish	Clear
Bulb Material	Hard Glass
Bulb Shape	T46 [T 46mm]
Approval and Application	
Mercury (Hg) Content (Max)	48 mg
Mercury (Hg) Content (Nom)	48.0 mg

MASTERColour CDM MW Eco

Energy Consumption kWh/1000 h	361 kWh
EPREL Registration Number	473,317
Product Data	
Full product code	871869664610600
Order product name	MASTERColour CDM-T MW eco 360W/842 E40
Order code	928070319230
Numerator - Quantity Per Pack	1

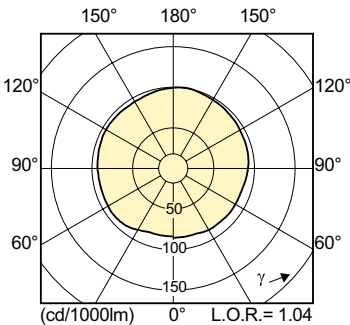
Numerator - Packs per outer box	12
Material number (12NC)	928070319230
Net weight	166.000 g
Full product name	MASTERColour CDM-T MW eco 360W/842 E40
EAN/UPC - Case	8718696646113

Dimensional drawing




Product	D	O	L	C (max)
MASTERColour CDM-T MW eco 360W/842 E40	47 mm	11.9 mm	161 mm	257 mm

Photometric data



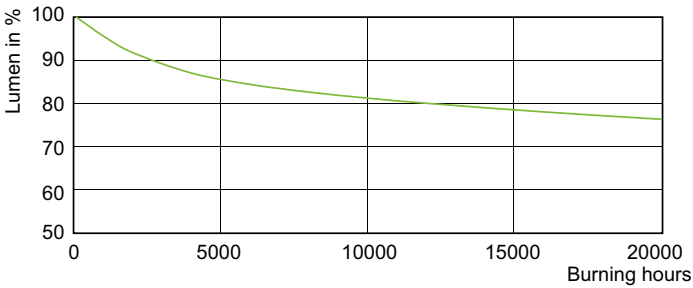
Light Distribution Diagram - MASTERColour CDM-T MW eco 360W/842 E40



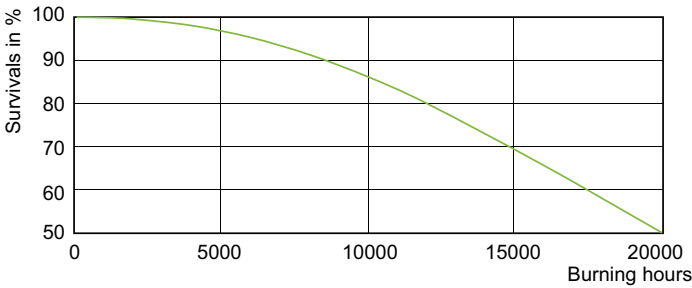
Spectral Power Distribution Colour - MASTERColour CDM-T MW eco 360W/842 E40

MASTERColour CDM MW Eco

Lifetime



Lumen Maintenance Diagram - MASTERColour CDM-T MW eco 360W/842 E40



Life Expectancy Diagram - MASTERColour CDM-T MW eco 360W/842 E40

