

SONIC LED MULTIBAY

100W, 120W, 150W, 200W, IP65




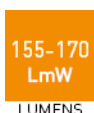
PRODUCT INFORMATION DOCUMENT

FEATURES

- Die cast aluminium body
- Clear polycarbonate LED cover
- Stainless steel mounting eye
- Stainless steel screws and fixings

CONSTRUCTION

- One fitting replaces traditional metal halide up to 400W
- 4-in-1 Lumen Select option
- High-quality 1-10 VDC dimmable constant current driver
- Wide operating ambient temperature range
- A black powder coat finish ensures the fitting will always look good without aluminium oxidation



Product Code:	RSNX40DA-04
Comparable to:	200-400W metal halide
Total Power (W):	93.2/117.8/146.8/195.8
Power Factor:	0.9
Total Light Output (lm):	15910/19740/23940/30530
Total Emergency Light Output (lm):	NA
Efficacy (lm/cctW):	170/167/163/155
Lux at 1m (lux):	5650/7020/8510/10870
Emergency Lux at 1m (lux):	NA
CCT (K):	4000
CRI:	80
IP:	65
Operation Temperature (°C):	-25 ≤ Ta ≤ +45
Inrush Current:	16A/112us
RG Value:	0
SDCM:	6
P _{ST} LM:	NA
SVM:	NA
Energy Class:	C
Rated Life to L70B50 (Hrs):	50000
Dimensions ØxH (mm):	306x213
Weight (kg):	3.62
Separate Control Gear Information	
Type of Light Source:	LED
Full Load Efficiency (%):	96
P _{NET} (W):	NA
Dimensions (mm):	130x130x60

Product is certified to all the relevant standards.

Please contact our technical department for market specific compliances.

PLEASE NOTE: INFORMATION IN THIS DOCUMENT MAY BE SUBJECT TO CHANGE WITHOUT PRIOR NOTICE

IRE: TEL: +353 1 709 9000
 UK: TEL: 0800 973 220
 AUS: TEL: +61 7 3890 5444
 NZ: TEL: +64 03 668 5285

WEB: ROBUS.COM
 WEB: ROBUS.COM
 WEB: ROBUS.COM.AU
 WEB: ROBUSLED.CO.NZ

LED GROUP EUROPE · UK · AUSTRALIA · NEW ZEALAND · ASIA · MIDDLE EAST · AFRICA

SONIC LED MULTIBAY

100W, 120W, 150W, 200W, IP65

Cone Illuminance Diagram

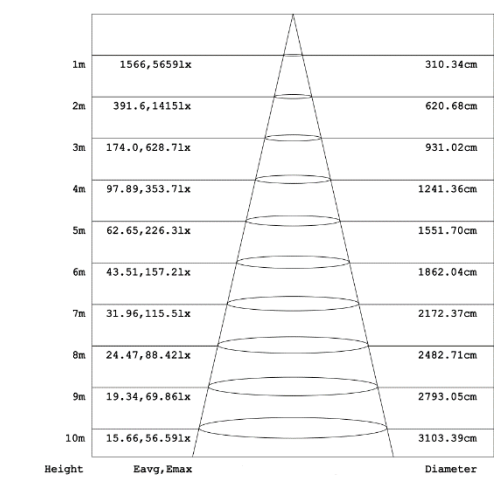
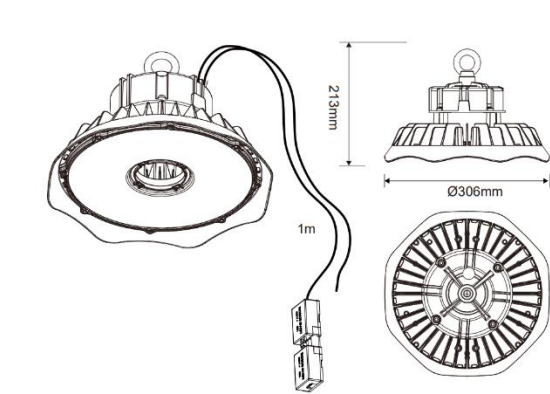


Diagram for RSNX40DA-04 in 4000K. Other diagrams available on request

Dimension Diagram



Sensor Data

RRD360MW

Time Off Delay:	5sec to 30min
Illuminance Switching Range:	2-50lux, Disabled
Sensitivity Range (%):	NA
Mounting Height (max):	15
Detection Zone Diameter (max):	10

Polar Intensity Diagram

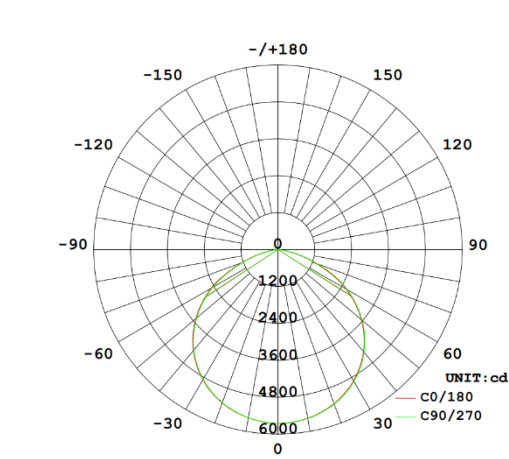


Diagram for RSNX40DA-04 in 4000K. Other diagrams available on request

Accessories

RSNB4-S	Surface mounting bracket
RDLHRV-HMW32S	Daylight harvest sensor
RRD360MW	Microwave sensor
RPIRMW-HIM31S	PIR and Microwave sensor combo
HRC-11	Remote Control for Daylight Harvest Sensor

PLEASE NOTE: INFORMATION IN THIS DOCUMENT MAY BE SUBJECT TO CHANGE WITHOUT PRIOR NOTICE